
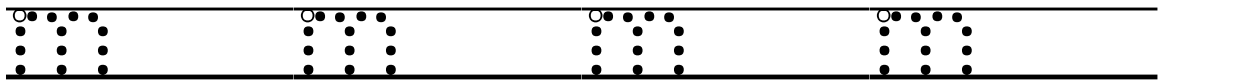
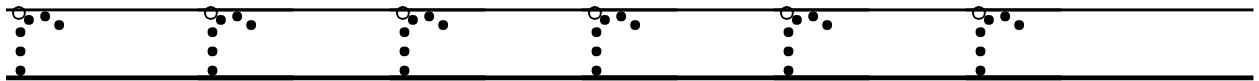
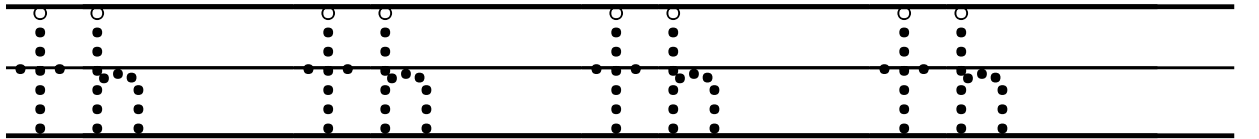
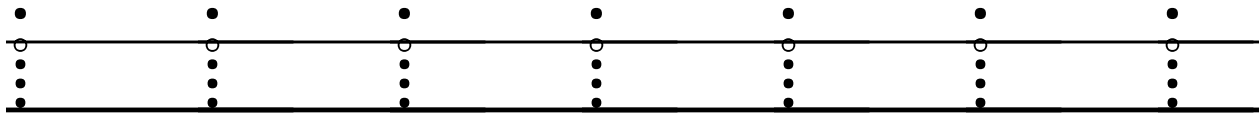
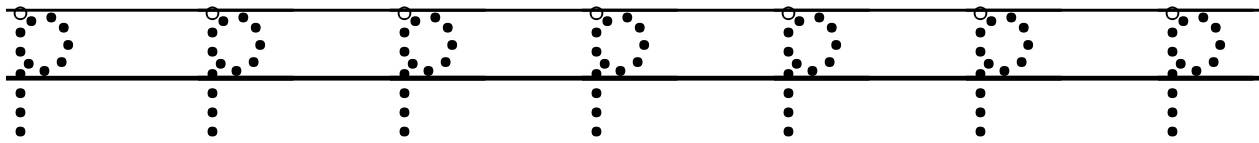
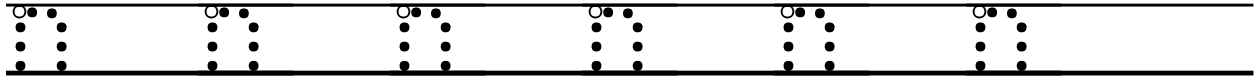
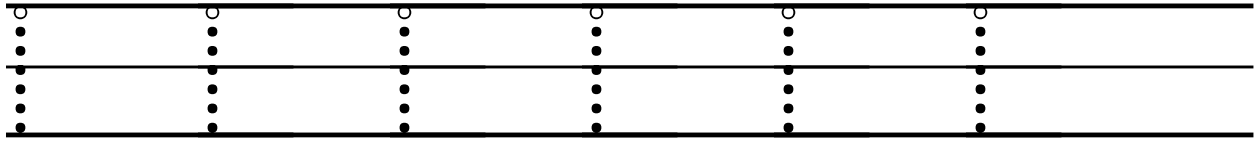


# Lesson 9A - Writing Sounds Practice Sheet

\*SAY the sound AS you print the letter & pay attention to correct formation!



# Lesson 9B - Writing Sounds Practice Sheet

\*SAY the sound AS you print the letter

Say sounds & pay attention to correct formation!

Handwriting practice sheet for the sound 'a'. The sheet consists of eight rows of three horizontal lines each. Each row contains six dotted letters for tracing. The letters are: Row 1: 'a's; Row 2: 'a's; Row 3: 'a's; Row 4: 'a's; Row 5: 'a's; Row 6: 'a's; Row 7: 'a's; Row 8: 'a's.

Copyright 2010 Miscese Gagen: Free use allowed for educational purposes.  
Lesson sequence follows *Right Track Reading Lessons*. Find free information on teaching students to read and learn more about the highly effective, affordable and easy to use Right Track Reading direct systematic phonics programs at [www.rightrackreading.com](http://www.rightrackreading.com)