
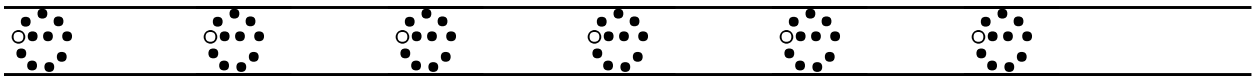
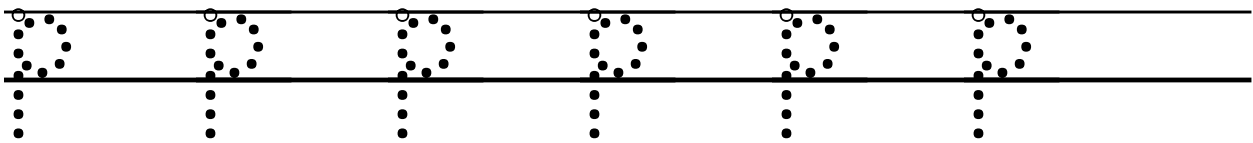
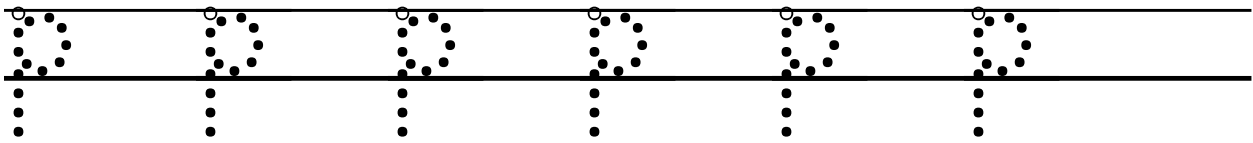
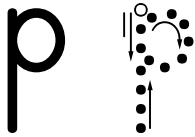


Lesson 8 - Writing Sounds Practice Sheet

*SAY the sound AS you print the letter

Say sounds: p = /p/ ; e = /e/ & /ee/

Pay attention to correct formation! * NOTE: for 'p' make the straight line down first, make the 'ponytail' hang down for /p/



Copyright 2010 Miscese Gagen: Free use allowed for educational purposes.
Lesson sequence follows *Right Track Reading Lessons*. Find free information on teaching students to read and learn more about the highly effective, affordable and easy to use Right Track Reading direct systematic phonics programs at www.rightrackreading.com