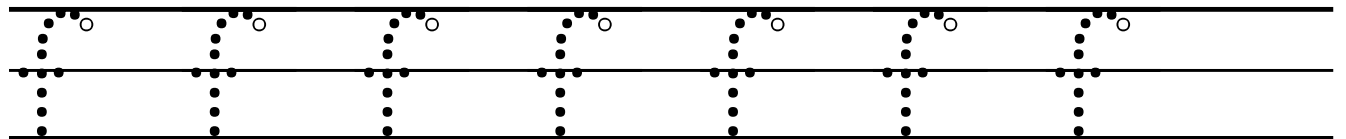
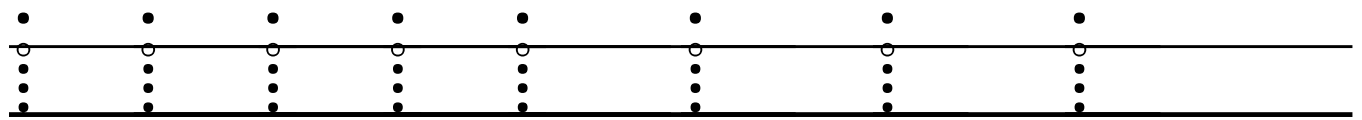
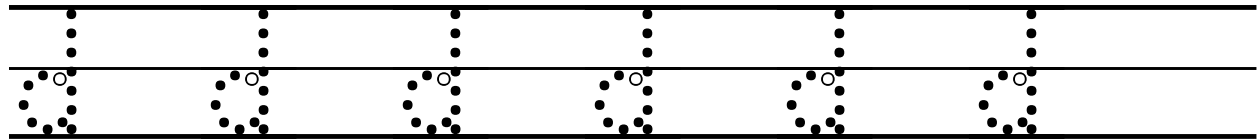
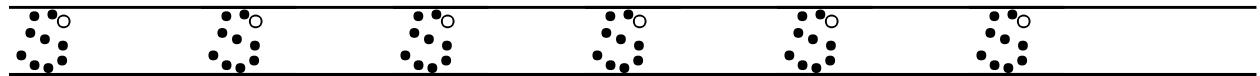
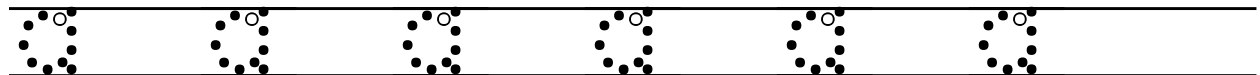
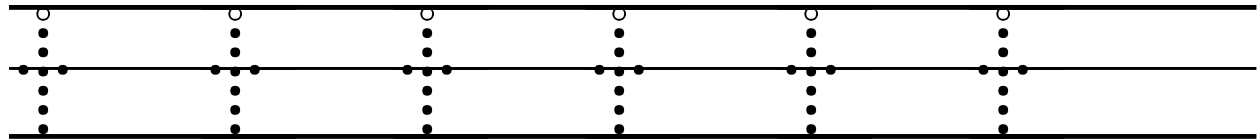
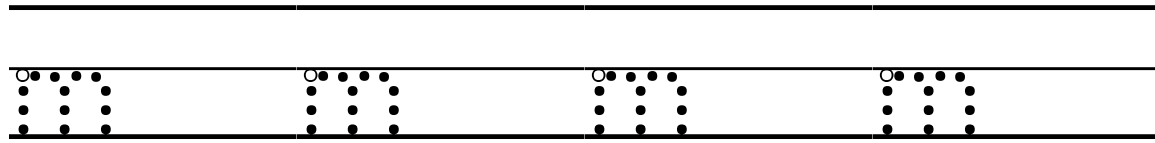


Lesson 4 - Writing Sounds Practice Sheet

*SAY the sound AS you print the letter

Say sounds: m = /m/ ; t = /t/ ; a = /a/ & /ay/ ; s = /s/ & /z/ ; d = /d/ ; i = /i/ & /ie/ ; f = /f/
Pay attention to correct formation!



Copyright 2010 Miscese Gagen: Free use allowed for educational purposes.
Lesson sequence follows *Right Track Reading Lessons*. Find free information on teaching students to read and learn more about the highly effective, affordable and easy to use Right Track Reading direct systematic phonics programs at www.rightrackreading.com