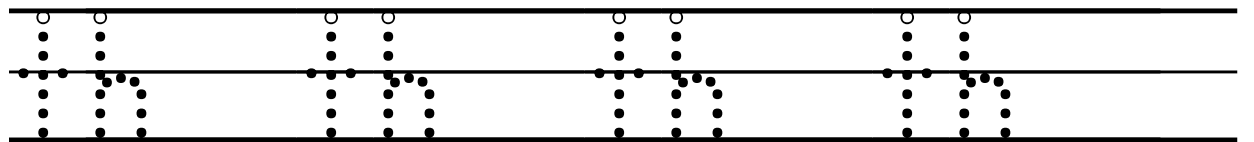
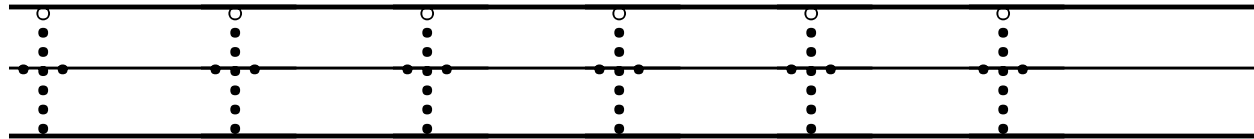
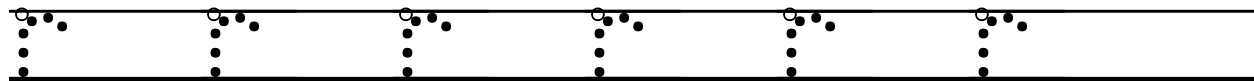
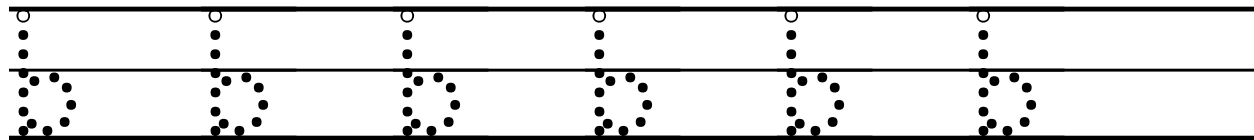
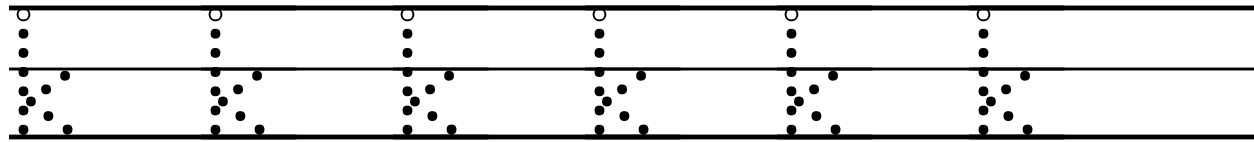
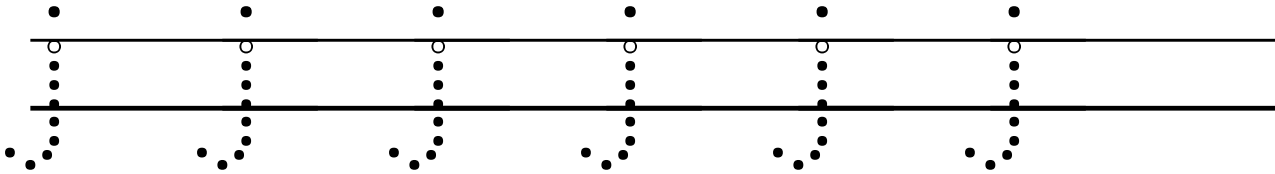
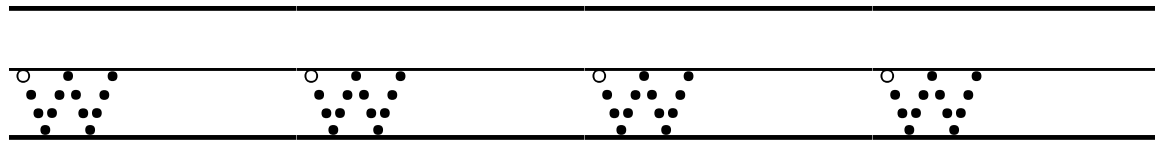


# Lesson 17A - Writing Sounds Practice Sheet

\*SAY the sound AS you print the letter & pay attention to correct formation!



Copyright 2010 Miscese Gagen: Free use allowed for educational purposes.  
Lesson sequence follows *Right Track Reading Lessons*. Find free information on teaching students to read and learn more about the highly effective, affordable and easy to use Right Track Reading direct systematic phonics programs at [www.rightrackreading.com](http://www.rightrackreading.com)

# Lesson 17B - Writing Sounds Practice Sheet

\*SAY the sound AS you print the letter & pay attention to correct formation!

Handwriting practice sheet for Lesson 17B, featuring six rows of dotted letters on lined paper for tracing. Each row contains six letters.

- Row 1: C
- Row 2: S
- Row 3: O
- Row 4: K
- Row 5: A
- Row 6: N

Copyright 2010 Miscese Gagen: Free use allowed for educational purposes.  
Lesson sequence follows *Right Track Reading Lessons*. Find free information on teaching students to read and learn more about the highly effective, affordable and easy to use Right Track Reading direct systematic phonics programs at [www.righttrackreading.com](http://www.righttrackreading.com)